




Moss USA - Carbon Emissions from Utilities 2023

Energy and Utilities	Scope	Units	Activity Data Value	Emissions Factor kgCO2e	kgCO2e	Tonnes CO2e	Sub Total tCO2e
 Electricity	2	kWh	1,549,294.62	0.45361641	702,785.46	702.79	
 Gas	1	mmbtu	4,685	66.880	313,344.77	313.345	
 Water Supply	3	m3	436.079	10.600	4,622.44	4.62	
							1,020.75

